




Needs of Critical Thinking

The European Commission's support for the production of this publication does not constitute an endorsement of the contents, which reflect the views only of the authors, and the Commission cannot be held responsible for any use which may be made of the information contained therein.



Co-funded by the
Erasmus+ Programme
of the European Union

The course is divided into five color-coded modules. Each module consists of demonstrations - practical examples, case studies and quizzes that help acquire the necessary skills. Orientation in the course is simple, you will find everything you need in these instructions.



You can do the course from home, on your computer or phone, take a break at any time and come back to it when you have time. The whole course is autosaved. Its completion takes an average of 5 hours. The course works on the Canvas Infrastructure e-learning platform, which is free.



1. You can register for the course at this link: **PLEASE ADD LINK**
2. Enter **your email** in the first field.
3. If you have never used the Canvas Infrastructure platform, **click I am a new user.**
4. Enter your **full name** in the Full Name field.
5. Click **to agree to the terms of use** of the Canvas Infrastructure e-learning platform. (I agree to the Acceptable Use Policy)
6. Click on **I'm not a robot.**
7. Click on **Enroll in Course** to enroll in the course.
8. You should receive **a confirmation message** to the email address you provided during registration. It may take a while to receive an email - please be patient. Registration must be confirmed - click on **Click here to finish the registration process.**



Enroll in Critical Thinking

You are enrolling in **Critical Thinking**.


Please enter your Email:

Email

- I am a new user
- I already have a Free For Teacher login



Full Name

I agree to the [Acceptable Use Policy](#).


I'm not a robot 
reCAPTCHA
Privacy - Terms

[View Privacy Policy](#) 


Enroll in Course


- 
1. Login: Fill in again **your email** with which you registered.
 2. **Password**: Come up with an easy-to-remember code to log in with.
 3. Time Zone - **time zone**: select, for example, Budapest.
 4. You may or may not **click to agree** to the sending of information and news on the Canvas Infrastructure platform (I want to receive information, news and tips from Infrastructure).
 5. Click on the blue button **REGISTER** - to register.
- 

[EXT] Confirm Registration: Canvas

 Určitý obsah v tejto správe je zablokovaný, pretože odosielateľa nemáte v zozname dôveryhodných odosielateľov.
Dôverujem obsahu od používateľa notifications@instructure.com. | [Zobraziť blokovaný obsah](#)

 Preložiť správu do jazyka Slovenčina. | Nikdy neprekladať z jazyka Angličtina

 Canvas Free for Teachers <notifications@instructure.com>
Komu: ŠVECOVÁ, Magdaléna



Pia 28. 10. 2022 9:59

[Click here to finish the registration process](#)


Thank you for registering with Canvas! This email is confirmation that the user TEST TEST is registering for a new account at canvas.instructure.com.

[Update your notification settings](#)

 Odpovedať

 Preposlať





Welcome Aboard!

In order to set up your account, we'll need a little more information.

Login:

Password:

Time Zone:

I want to receive information, news and tips from Instructure



You have entered the system. The course is located below
- just click **on the big icon** with the course name.

The screenshot shows the Canvas LMS dashboard interface. On the left is a dark sidebar with navigation icons for Account, Dashboard, Courses, Calendar, Inbox, History, and Help. The main content area displays several notification banners at the top, including one about Unsplash integration and a welcome message. Below the notifications is a 'Dashboard' section with a course card for 'CAT Critical Thinking'. The card features a pink header with the 'CAT' logo and the text 'Kritickým myšlením proti dezinformacím kriticky'. A large green arrow points from the right towards this course card. On the right side of the dashboard, there are sections for 'Nothing for now' and 'Recent Feedback', along with buttons for 'Start a New Course' and 'View Grades'. A help icon (question mark in a circle) is visible in the bottom right corner.

The course consists of an introduction and five modules. Click on **Instructions** to start your course.

The screenshot shows a Canvas LMS course page for 'Critical > Modules'. A green notification banner at the top states: 'This course hasn't started yet. You will not be able to participate in this course until Nov 1 at 12am.' The left sidebar contains navigation options: Home, Pages, Quizzes, Modules, Courses, Calendar, Inbox, History, and Help. The main content area displays a list of modules:

- Úvod
 - ↳ Instrukcie
- Kontrolný dotazník
 - ↳ Meranie č. 1 (1 pt)
- I. Presnosť
 - ↳ 1. Základné informácie: Čo je to presnosť?
 - ↳ 2. Praktické príklady
 - ↳ Úloha 1

On the right side, there are buttons for 'View Course Stream', 'View Course Calendar', and 'View Course Notifications'. Below these is a 'To Do' section with the text 'Nothing for now'. A green arrow points to the 'Instrukcie' item in the 'Úvod' module.

You move forward in the course by pressing **NEXT** and back by pressing **PREVIOUS**.

After clicking on **HOME**, the course will appear as at the beginning, i.e. a list of individual lessons and modules.

The screenshot shows a web browser window displaying a Canvas LMS page for a quiz titled "Meranie č. 1". The left sidebar contains a navigation menu with "Home" highlighted in a red box. The main content area shows the quiz details, including a description in Slovak and a table of settings. At the bottom, "Previous" and "Next" buttons are highlighted in red boxes. The "Previous" button is on the left and the "Next" button is on the right, both with arrows pointing in their respective directions.

Home

Grades

Pages

Quizzes

Modules

Collaborations

BigBlueButton

Rubrics

Outcomes

Syllabus

Files

People

Assignments

Announcements

Discussions

Attendance

New Analytics

Settings

Meranie č. 1

Aká je vaša aktuálna úroveň rozoznávania dezinformácií?

[Na tomto odkaze nájdete dotazník](#), ktorý je potrebné vyplniť pred začatím kurzu. Je anonymný a údaje slúžia na výskum efektivity tohto kurzu.

Link na dotazník: <https://forms.gle/ftQKvi8OBvon8Gt8>

Quiz Type	Graded Quiz
Points	1
Assignment Group	Assignments
Shuffle Answers	No
Time Limit	No Time Limit
Multiple Attempts	No
View Responses	Always
Show Correct Answers	No
One Question at a Time	No

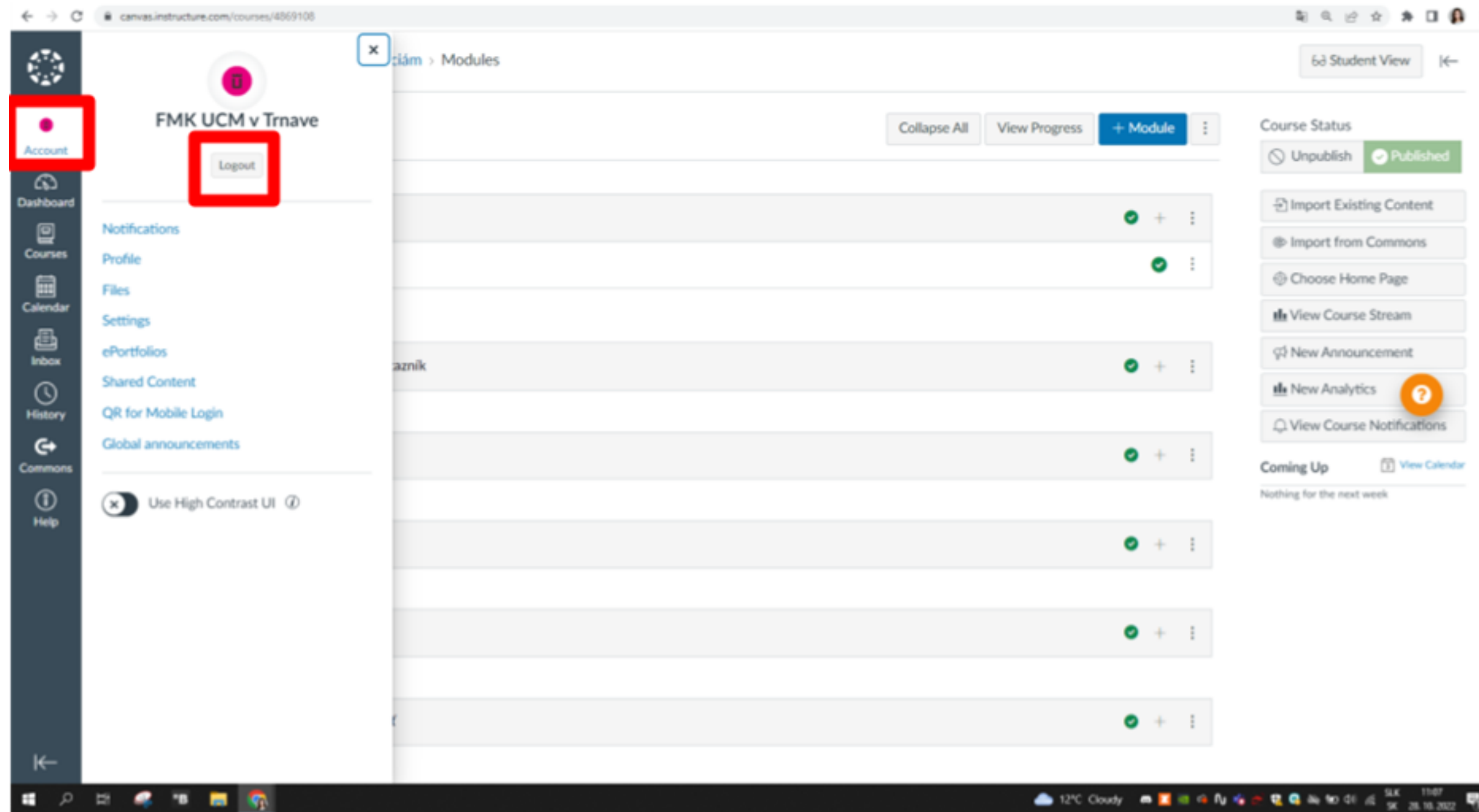
Due	For	Available from	Until
-	Everyone	-	-

Preview

← Previous

Next →

You log out by clicking on Account and clicking on **Log Out**.



Re-login is possible via the link: <https://canvas.instructure.com/login/canvas>

You must enter **the e-mail you registered with** and the **password you entered** when logging in

